

## MQAEJ, QAEJ系列电磁制动三相异步电动机

## MQAEJ, QAEJ Series Electromagnetic Brake Three-phase Induction Motors

### 总部 Headquarter

ABB (中国) 有限公司  
ABB (China) Ltd.  
北京市朝阳区酒仙桥路10号恒通大厦  
Universal Plaza, 10 Jiuxianqiao Lu, Chaoyang District,  
Beijing, 100016  
邮编: 100016  
Tel: 010 8456 6688  
Fax: 010 8456 7613

### 广州 Guangzhou

广东省广州市天河区北路183号大都会广场21楼1-8及16室  
Unit 1-8 and 16, 21/F Metro Plaza 183 Tianhe Beilu  
Guangzhou 510620 Guangdong  
邮编: 510620  
Tel: 020 8755 8080  
Fax: 020 8755 0562

### 青岛 Qingdao

山东省青岛市香港中路12号丰合广场B区310室  
Room 310, Area B of Fenghe Plaza, No. 12 Hong Kong  
Middle Road, Qingdao, 266071, Shandong  
邮编: 266071  
Tel: 0532 502 6396  
Fax: 0532 502 6396

### Sales Organizations

#### 北京 Beijing

北京市朝阳区酒仙桥路10号恒通大厦  
Universal Plaza, 10 Jiuxianqiao Lu, Chaoyang District,  
Beijing, 100016  
邮编: 100016  
Tel: 010 8456 6688  
Fax: 010 8456 7613

#### 杭州 Hangzhou

杭州市杭大路1号黄龙世纪广场C区6楼0606室  
Room 0606, 6th floor, C-Building, Century Plaza,  
1#HangDa Road Hangzhou, Zhejiang, 310007  
邮编: 310007  
Tel: 0571 8790 1355  
Fax: 0571 8790 1151

#### 上海 Shanghai

上海市西藏中路268号来福士广场(办公楼)35楼  
35th floor, Raffles City (Office 268 Xizang Zhong Lu  
Shanghai 200001  
邮编: 200001  
Tel: 021 6122 8888  
Fax: 021 6122 8822

#### 长春 Changchun

吉林省长春市西安大路616号国际大厦A座7层709室  
709/R, 7/F, Tower A, International Building  
No.616, Xi'an Road, Changchun 130061 Jilin  
邮编: 130061  
Tel: 0431 892 6825  
Fax: 0431 892 6835

#### 哈尔滨 Harbin

黑龙江省哈尔滨市南岗区长江路99-9号辰能大厦14层  
14/F, ChengNeng Building No.99-9, Changjiang  
Road, NanGang District, Harbin 150090 Heilongjiang  
邮编: 150090  
Tel: 0451 8287 6400/6410  
Fax: 0451 8287 6404

#### 沈阳 Shenyang

辽宁省沈阳市和平区南京北街206号沈阳假日大厦城市广场  
二座3-166室  
Rm. 3-166, Tower II, City Plaza Shenyang No. 206, Nanjing  
North Street, Heping District Shenyang 110001, Liaoning  
邮编: 110001  
Tel: 024 2334 1818  
Fax: 024 2334 1306

#### 长沙 Changsha

湖南省长沙市黄兴中路88号平和堂商务楼12B01  
Suit 12B01, Ping HeTang Commercial Building 88  
Huang Xing Middle Road, Changsha 410005 Hunan  
邮编: 410005  
Tel: 0731 256 2898  
Fax: 0731 444 5519

#### 香港 Hong Kong

香港大埔墟大埔工业村大喜街3号  
No. 3 Dai Hei Street, Tai Po Industrial Estate Tai Po,  
N.T., Hong Kong  
Tel: 852 2929 3838  
Fax: 852 2929 3553

#### 深圳 Shenzhen

深圳市福田区福虹路世贸广场A座2302-2304室  
Room 2302-2304, A Unit, World Plaza, Fu Hong Lu,  
Fu Tian District, Shenzhen 518033 Guangdong  
邮编: 518033  
Tel: 0755 8367 9990  
Fax: 0755 8367 9990

#### 成都 Chengdu

四川省成都市人民南路四段19号威斯顿联邦大厦10楼  
10th floor, Western Tower No.19 Section 4,  
Renminnan Road Chengdu 610041 Sichuan  
邮编: 610041  
Tel: 028 8526 8800  
Fax: 028 8526 8900

#### 济南 Jinan

山东省济南市泉城路17号华能大厦8楼8801室  
Room 8801, 8/F, Huaneng Building No. 17, Quan  
Cheng Road Jinan 250011 Shandong  
邮编: 250011  
Tel: 0531 609 2726  
Fax: 0531 609 2724

#### 天津 Tianjin

天津市中山路290号万科中心办公大楼2505室  
Room 2505, Vanke Center Office 290 Zhong Shan  
Road Tianjin 300141  
邮编: 300141  
Tel: 022 2621 6488  
Fax: 022 2621 6485/86

#### 重庆 Chongqing

重庆市南坪北路15号重庆扬子江假日饭店4楼  
4/F, Yangtze Holiday Inn Chongqing No.15, Nan Ping  
Bei Lu, Chongqing 400060  
邮编: 400060  
Tel: 023 6282 6688  
Fax: 023 6280 5369

#### 昆明 Kunming

云南省昆明市青年路399号昆明邦克饭店601室  
Room 601 Kunming Bank Hotel, 399 Youth Road  
Kunming 650011  
邮编: 650011  
Tel: 0871 315 8188  
Fax: 0871 315 8188

#### 武汉 Wuhan

湖北省武汉市武昌中南路七号中商广场写字楼34楼B3408  
B3408, 34/F, Zhongshang Plaza No.7, Zhongnan Road,  
Wuchang, Wuhan Hubei Province, 430071, Province,  
430071, P.R. China  
邮编: 430071  
Tel: 027 8725 9222  
Fax: 027 8725 9233

#### 大连 Dalian

辽宁省大连市西岗区中山路147号森茂大厦12楼  
12/F Senmao Building, No. 147, Zhongshan Road,  
Xigang District Dalian, Liao Ning, 116011, P.R. China  
邮编: 116011  
Tel: 0411 8369 8909/3306  
Fax: 0411 8360 3380

#### 南京 Nanjing

江苏省南京市中山路90号华泰证券大厦17楼  
17/F, Huatai Securities Mansion, No.90 East  
ZhongShan Road, Nanjing 210002 Jiangsu  
邮编: 210002  
Tel: 025 8664 5645  
Fax: 025 8664 5338

#### 西安 Xi'an

陕西省西安市高新开发区, 高新路高新国际商务中心,  
数码大厦16层  
16/F, Digital Building GaoXin Road, Hi-tech Zone,  
Xi'an 710075 Shaanxi  
邮编: 710075  
Tel: 029 8833 7288  
Fax: 029 8833 7297/7299

#### 福州 Fuzhou

福建省福州市五四路158号环球广场30层B室  
Room B, 30F Worldwide Plaza, 158 Wusi Road,  
Fuzhou Fujian, 350003, P.R. China  
邮编: 350003  
Tel: 0591 8785 8224  
Fax: 0591 8781 4889

#### 南宁 Nanning

广西南宁市新民路34-18号中明大厦10楼D室  
Unit D, 10/F Zhongming Building, 34-18 Xinmin Road  
Nanning 530012 Guangxi  
邮编: 530012  
Tel: 0771 282 7123  
Fax: 0771 282 7110

#### 郑州 Zhengzhou

河南省郑州市中原西路220号裕达国际贸易中心A座  
2207室  
Room 2207, Tower A, Yuda International Trade  
Centre 220 Zhongyuan west Road, Zhengzhou  
450007 Henan  
邮编: 450007  
Tel: 0371 771 3588  
Fax: 0371 771 3873



# ABB

### ABB MOTORS

No.88 Tianning Road,  
Minhang(Economic & Technical Development  
Zone) Shanghai 200245 P.R. Of China  
Tel: +86 21 5472 3133  
Fax: +86 21 5472 5025  
http: //www.abb.com.cn

上海ABB电机有限公司  
上海闵行经济技术开发区天宁路88号  
邮编: 200245  
电话: +86 21 5472 3133  
传真: +86 21 5472 5025

# ABB

公司简介 INTRODUCTION

上海 ABB 电机有限公司是世界上领先的电力与自动化技术公司 ABB 集团 (Asea Brown Boveri) 与上海电气 (集团) 公司共同投资组建的合资企业。公司以生产高质量交流电动机驰名中外, 公司的质量管理体系在 1995 年已取得 ISO9001 认证, 2000 年初又获 ISO14001 (96) 环境管理体系认证。

ABB 电机显示其实实在在的价值和承诺, 这种价值和承诺体现在 ABB 电机可靠的质量和无可比拟的用户服务及支持之中。

ABB Shanghai Motors Co., Ltd. is a joint venture between ABB (Asea Brown Boveri), a leader in power and automation technologies, and Shanghai Electric (group) Corp. Awarded ISO9001 certificate in 1995, and ISO14001 certificate in early 2000, ABB Shanghai Motors has a proven reputation for manufacturing high quality A.C. motors.

For customers, our products represent the solid value and commitment revealed in the dependable quality of ABB Motors, and in its unrivalled customer service and back up.

全面质量承诺

ABB 电机有限公司已通过国际公认的 ISO9001 质量体系认证。ABB 严格的质量管理及遍布全球的快速反应服务网络确保了用户售后服务及支持, 这些全代表了可以信赖的上海 ABB 电机有限公司所体现的固有价值及承诺。

TOTAL QUALITY COMMITMENT

ABB Motors has been certified to ISO9001. The strict quality management and worldwide quick-responding service network of ABB guarantee after sales service and backup. For customers, this all represents a solid value and comitment revealed in the reliable quality of ABB Shanghai Motors Co., Ltd.

你的价值创造者

ABB, Your value creator!



产品特点

MQAEJ, QAEJ 系列电磁制动三相异步电动机是本公司根据市场及用户的需要开发设计的产品, 是取代 MYUEJ, YUEJ 系列的更新换代产品。它的结构由 QA 系列电动机和电磁制动器组合而成。它是工业现代化中的一种理想的驱动装置, 由于它具有功率范围大、结构简单、噪音小、制动时间短、制动性能可靠、安装尺寸 (除总长外) 与基本系列相同等优点, 广泛应用于木工机械、齿轮减速及各种金属切削机床、轻工生产线、纺织机械、化工机械、建筑行业等。

- |                                |             |
|--------------------------------|-------------|
| 1. 电机按照国际标准设计制造                | 2. 电机符合下列标准 |
| ◆ 国际电工委员会 IEC 60034、IEC 60072. | ◆ GB 755    |
| ◆ 英国标准 BS 4999.                | ◆ GB 10069  |
| ◆ 澳大利亚标准 AS 1359-2.            | ◆ Q/JBQS 34 |
| ◆ 德国标准 DIN 42673               |             |

PRODUCT FEATURES

MQAE, QAEJ series electromagnetic brake three phase induction motors are newly developed product based upon QA series three phase induction motors according to the requirements of the market and customers. The product has advantages such as simple construction, easy maintenance, low noise, rapid braking, larger output rage, short brake lag time, reliable braking performance and excellent availability, etc., they are widely used in wood processing machinery, gear reducers and machine tools, light industrial machinery, textile machinery, chemical machinery and construction industry, etc.

- |   |  |
|---|--|
| 1. These motors are built to comply with current International Standards. | 2. These motors are built to comply with current National Standards. |
| ◆ International Electro-technical Commission- IEC 60034 and IEC 60072.    | ◆ GB 755   |
| ◆ British Standard-BS 4999.   | ◆ GB 10069   |
| ◆ Australian Standard-AS 1359-2.  | ◆ Q/JBQS 34  |
| ◆ German Standard-DIN 42673.  |  |



## 合理的结构设计

### ◆ 结构与原理

MQAEJ, QAEJ系列电磁制动三相异步电动机为失电制动电机,其直流圆盘制动器安装在电动机非轴伸端的端盖上。工作原理是当电机接入电源时,制动器的整流器同时接通电源,由于电磁吸力作用,电磁铁吸引衔铁并压缩弹簧,制动盘与衔铁、端盖脱开,电机运转,当切断电源时,制动器电磁铁失去电磁吸力,弹簧力推动衔铁压紧制动盘,在摩擦转矩的作用下,电机立即停止转动。电磁制动器的励磁电压为直流205伏,整流器电源为交流220伏。

### ◆ 灵活的引出线方向

电机接线盒安装在电机顶部、右侧或左侧,接线盒自身可旋转安装,71-132机座的接线盒可旋转 $4 \times 90^\circ$ 方向,160以上机座的接线盒可旋转 $2 \times 180^\circ$ 方向。用户在订货时需注明接线盒安装方式及引出线方向。

### ◆ 美观的电机造型

机座散热筋设计成垂直、水平分布,端盖、接线盒、风罩均作改进设计,外形别致美观。

## Mechanical Design

### ◆ Construction and Principle

The DC disk-brake of the MQAE, QAEJ series motors is mounted on the endshield at the nondrive end. The principle for the brake is when power is on, the electromagnetic brake starts up. By the action of electromagnetic force, the iron core attracts the armature and compresses the spring, when the brake disk is separated from the armature and endshield, the motor begins to run. When power is off, the iron core of the brake loses electromagnetic force, when the armature is pulled by the spring to compress the brake disk, the motor is stopped at once by the moment of friction. Rated voltage of the electromagnetic brake is 205V (DC). Supply voltage of the rectifier is 220V (AC).

### ◆ Terminal boxes

Terminal boxes are mounted either on the top, or on either side of the motor. The terminal box of motors sizes 71 to 132 can be turned  $4 \times 90^\circ$  and in motors sizes 160 to 225 rotated  $2 \times 180^\circ$ . To enable the supply of suitable terminations for the motor, please state cable type, quantity and size when ordering.

### ◆ Polished outward appearance

The external design of the motors is consistent with the design of the ABB "M2000" family. The frame, cooling ribs, terminal box and fan cover have been reshaped to meet customer's design preference.

## 优越的电机性能

### ◆ 低噪声、低振动

通过设计及工艺的改进, MQAEJ, QAEJ系列电机在噪声、振动上有了大幅度降低,并达到先进水平。

### ◆ 高性能的防护等级

电机的标准设计防护等级为IP55,可按用户要求提供更高要求的防护等级。

### ◆ 提高绝缘等级,增加电机使用寿命

标准电机采用F级绝缘结构,从而提高电机使用寿命,增加了电机可靠性。

### ◆ 高效率

电机采用优化设计,具有较高效率,可产生可观的节能效果。

## Electrical Design

### ◆ Minimum Noise and Vibration levels

Careful attention to design and manufacturing details has allowed International Standards to be comfortably met.

### ◆ Maximum Degrees of Protection

All ABB motors are protected to IP55 as a minimum. Higher levels of protection are available on request.

### ◆ Class F insulation offers greater reliability and security.

Standard motors have Class F insulation, with a Class B temperature rise to offer more reliability and security in operation, through increased thermal margins.

### ◆ High Efficiency

MQAEJ, QAEJ motors are designed for high efficiency and low temperature rise giving a long service life and reduced running costs.

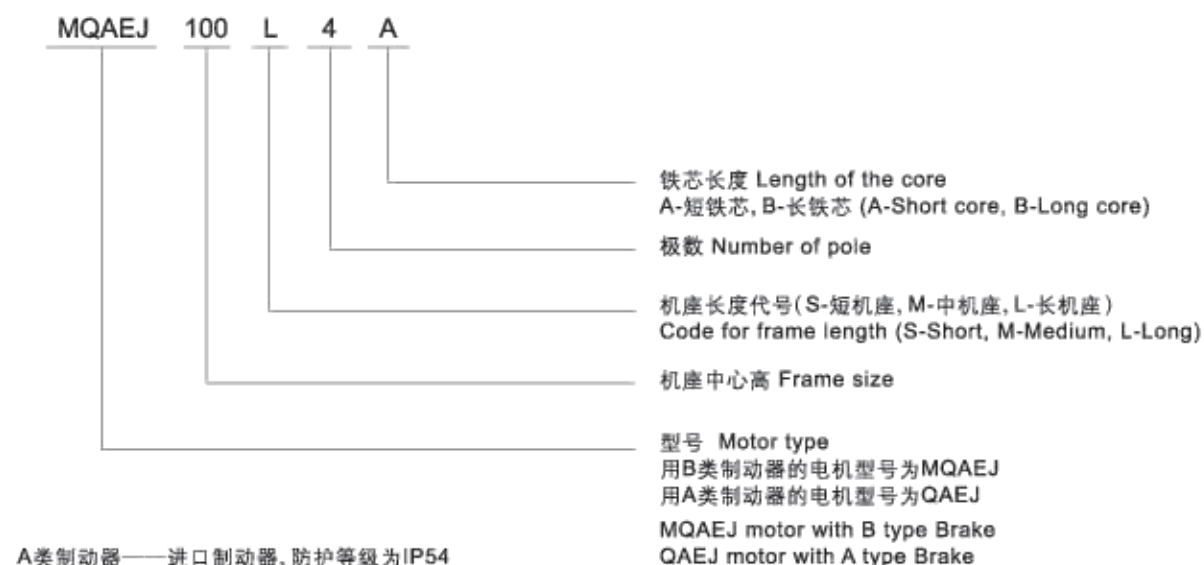
## 众多的选择满足各种用户需求

- ◆ 加装热敏电阻。
- ◆ 加装加热带。
- ◆ 加装注油嘴。
- ◆ 加装防尘密封圈。
- ◆ 加装防油密封圈。
- ◆ 改装特殊法兰。
- ◆ 改装特殊轴伸等各种需求。

## Special requirements can be supplied on request

- ◆ Thermistors
- ◆ Anti-condensation heaters
- ◆ Re-greasing facilities
- ◆ Dust-proof
- ◆ Oil seals
- ◆ Non standard flanges
- ◆ Non standard shaft extensions

**型号说明 Type designation**



A类制动器——进口制动器, 防护等级为IP54

B类制动器——国产制动器, 防护等级为IP23

A electromagnetic brake——Import, protection class IP54

B electromagnetic brake——Made in our country, protection class IP23

**使用条件**

- ◆ 海拔不超过1000m.
- ◆ 环境空气温度随季节而变化, 但不超过+40℃。

**Conditions of operation**

- ◆ An altitude should not be over 1,000 meters above sea level.
- ◆ An ambient temperature not exceeding+40℃.

**电压、频率及工作方式**

- ◆ 工作电压和额定频率:  
额定功率3kW及以下: 220 ~ 240V / 380 ~ 420V 50HZ  
额定功率3kW以上: 380 ~ 420V / 660 ~ 690V 50HZ
- ◆ 工作方式: 连续 (S1)
- ◆ 绝缘等级: F

**VOLTAGE, FREQUENCY AND DUTY**

- ◆ Voltage Rated frequency:  
Power 3kW and low: 220 ~ 240V / 380 ~ 420V 50HZ  
Power Over 3kW: 380 ~ 420V / 660 ~ 690V 50HZ
- ◆ Duty: continuous (S1)
- ◆ Insulation class: F

**进口轴承型号、出线孔尺寸: Bearings and terminal boxes**

型号 Type	极数 Poles	轴承型号 Bearing type		接线盒出线孔尺寸 Cable entry (mm)
		轴伸端 D-end	非轴伸端 N-end	
71M	2, 4, 6	6202 VVC3	6202 VVC3	M24 X 1.5
80M	2, 4, 6, 8	6204 DDUC3	6204 DDUC3	M24 X 1.5
90S	2, 4, 6, 8	6205 DDUC3	6205 DDUC3	M24 X 1.5
90L	2, 4, 6, 8	6205 DDUC3	6205 DDUC3	M24 X 1.5
100L	2, 4, 6, 8	6206 DDUC3	6206 DDUC3	M30 X 2
112M	2, 4, 6, 8	6207 DDUC3	6207 DDUC3	M30 X 2
132S	2, 4, 6, 8	6208 DDUC3	6208 DDUC3	M30 X 2
132M	4, 6, 8	6208 DDUC3	6208 DDUC3	M30 X 2
160M	2, 4, 6, 8	6209 ZZC3	6209 ZZC3	M36 X 2
160L	2, 4, 6, 8	6209 ZZC3	6209 ZZC3	M36 X 2
180M	2, 4	6310 ZZC3	6210 ZZC3	M36 X 2
180L	4, 6, 8	6310 ZZC3	6210 ZZC3	M36 X 2
200L	2, 4, 6, 8	6312 ZZC3	6212 ZZC3	M48 X 2
225S	4, 8	6313 ZZC3	6213 ZZC3	M48 X 2
225M	2, 4, 6, 8	6313 ZZC3	6213 ZZC3	M48 X 2

**制动器参数: Electromagnetic Brake Data**

机座号 Frame No	工作气隙 Air Gap mm	静制动力矩 Static Braking torque Nm	空载制动时间 N-load brake lag time s	励磁功率 Energizing W
	A类/B类	A类/B类	A类/B类	A类/B类
71		4/4		20/28
80	0.2/0.3	8/7.5	0.18/0.2	25/25
90		16/15		30/30
100		32/30		40/40
112	0.3/0.5	60/60	0.25/0.25	50/85
132		80/80		55/55
160	0.4/0.6	150/150	0.35/0.35	85/85
180	0.4/0.8	260/--	0.5/--	100/--
200				
225	0.5/0.8	400/--	0.7/--	110/--

注: 空载制动时间为直流侧切断制动器电源的制动时间。  
Note: Brake lag time of the DC power supply cut off is no-load brake lag time.

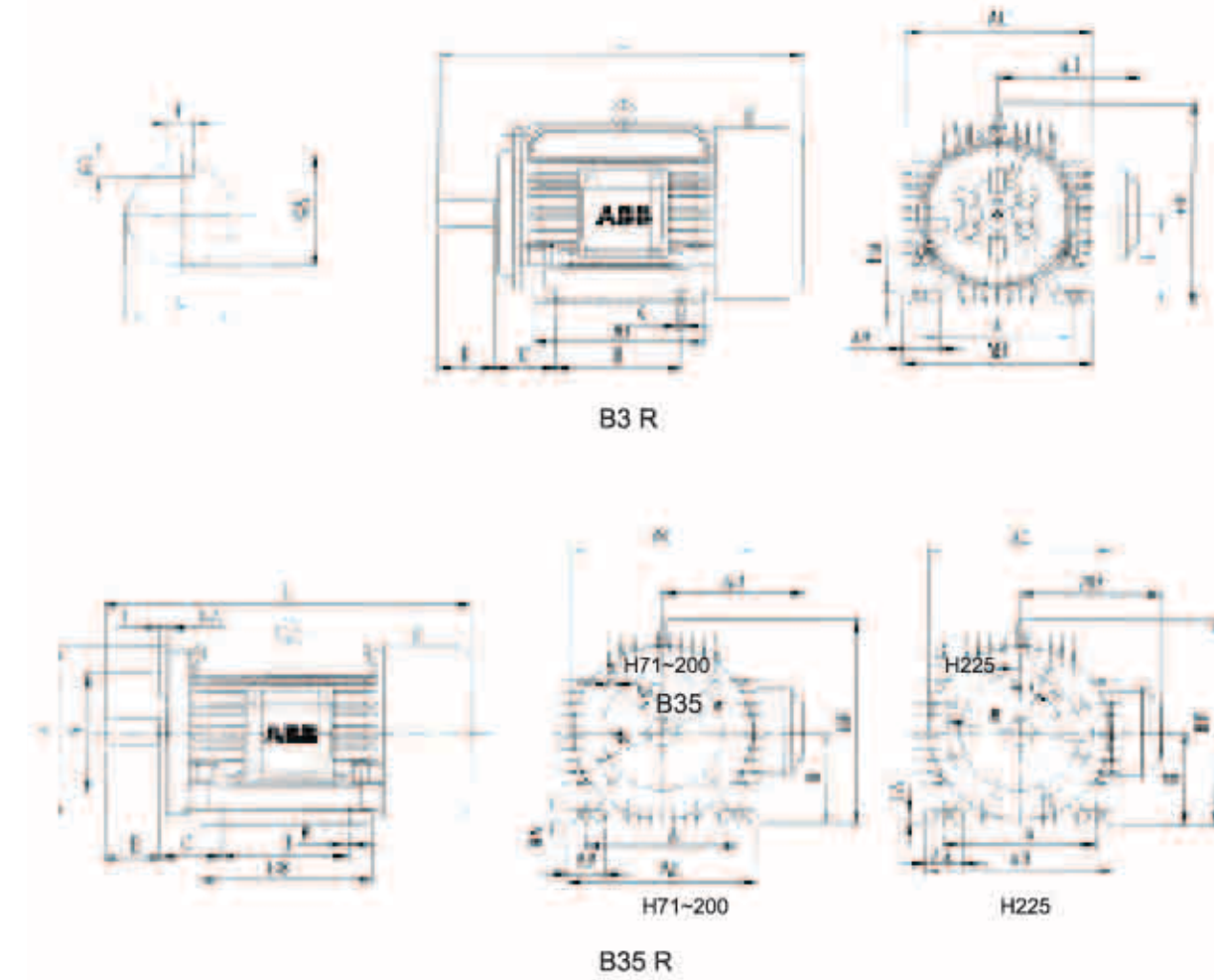
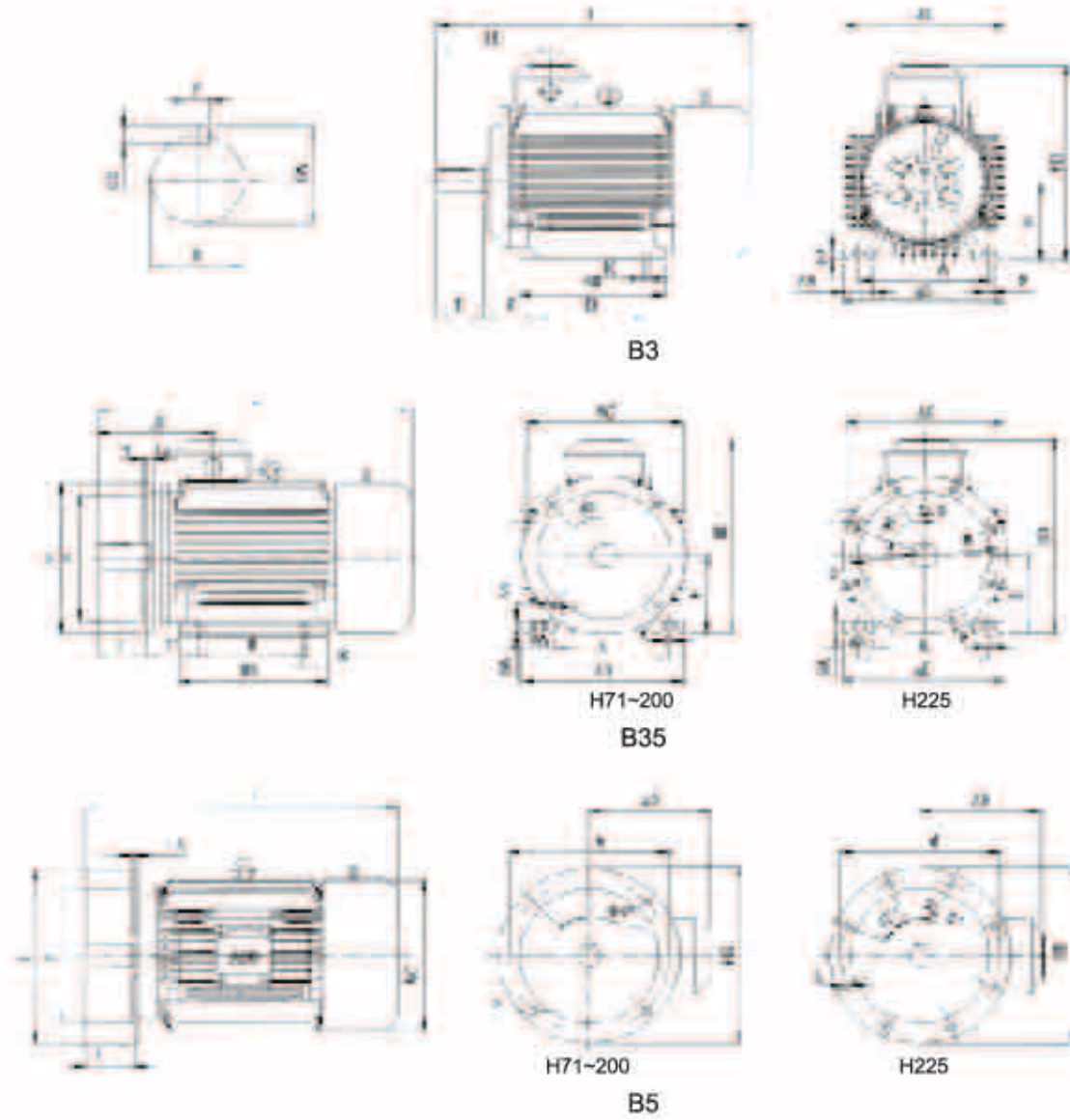
**出线端标志:**

电动机定子绕组六个出线端和励磁线圈的二个出线端在接线板的接线位置的标志如下表:

**Outlet Terminal Marks**

Marks of 6 outlet terminals for motor stator winding & 2 outlet terminals for exciting coil located on the terminals plate are shown as follows:

绕组名称 Winding		出线端标志 Outlet Terminal Marks	
		始端 At the start	末端 At the end
定子绕组 Stator Winding	第一组 1st phase	U1	U2
	第二组 2st phase	V1	V2
	第三组 3st phase	W1	W2
励磁线圈 Exciting Coil.		+	-

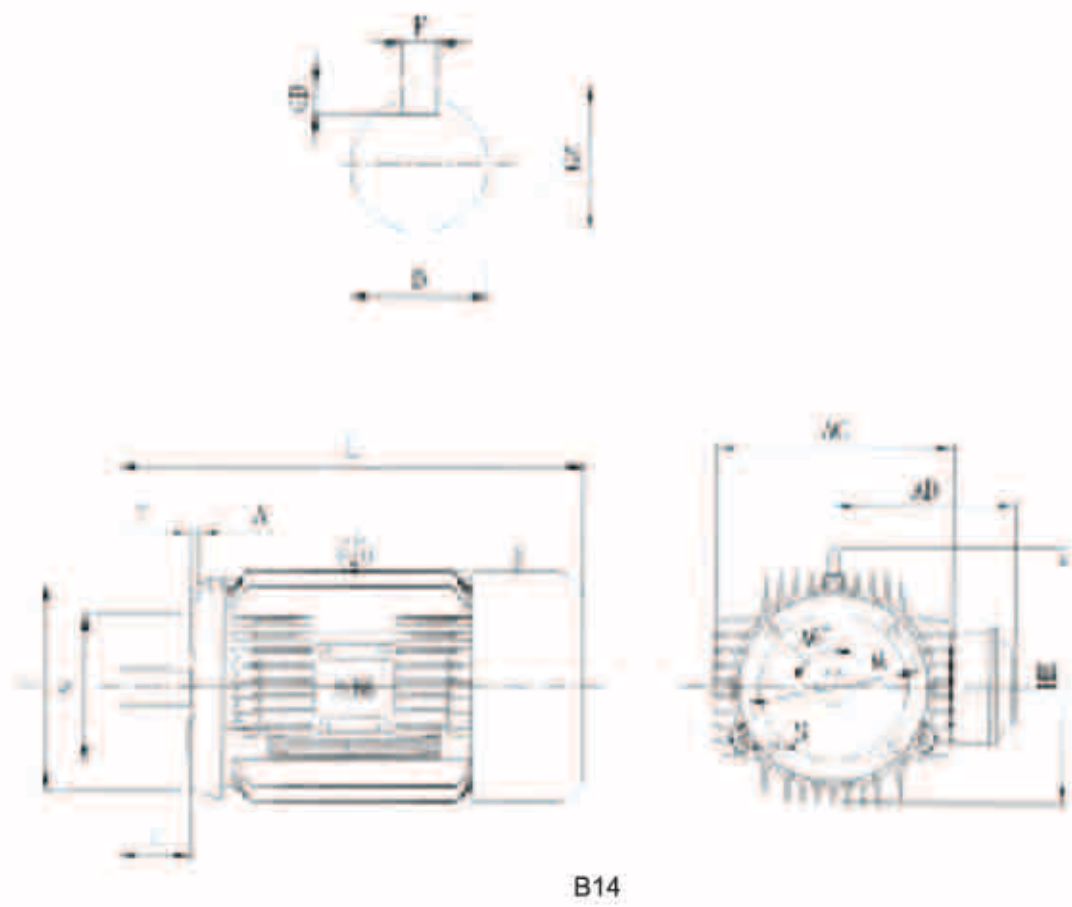


Type MQAEJ QAEJ	Poles	A	AA	AB	AC	B	BB	C	D	E	F	GA	GD	H	HA
71M	2-6	112	30	145	145	90	120	45	14	30	5	16	5	71	10
80M	2-8	125	35	160	165	100	135	50	19	40	6	21.5	6	80	12
90S	2-8	140	35	175	180	100	140	56	24	50	8	27	7	90	12
90L	2-8	140	35	175	180	125	165	56	24	50	8	27	7	90	12
100L	2-8	160	40	200	205	140	180	63	28	60	8	31	7	100	14
112M	2-8	190	50	235	225	140	190	70	28	60	8	31	7	112	15
132S	2-8	216	55	270	265	140	205	89	38	80	10	41	8	132	18
132M	4-8	216	55	270	265	178	240	89	38	80	10	41	8	132	18
160M	2-8	254	60	325	330	210	265	108	42	110	12	45	8	160	22
160L	2-8	254	60	325	330	254	310	108	42	110	12	45	8	160	22
180M	2-4	279	70	350	355	241	315	121	48	110	14	51.5	9	180	22
180L	4-8	279	70	350	350	279	350	121	48	110	14	51.5	9	180	22
200L	2-8	318	70	390	395	305	380	133	55	110	16	59	10	200	25
225S	4-8	356	75	435	440	286	380	149	60	140	18	64	11	225	28
225M	2	356	75	435	450	311	405	149	55	110	16	59	10	225	28
225M	4-8	356	75	435	450	311	405	149	60	140	18	64	11	225	28

注1: 71-90机座无吊攀, HF尺寸是从机座底脚平面至机座散热筋顶部。  
注2: 71机座接线盒在顶部。

Type MQAEJ QAEJ	Poles	HD	K	L	LD	AD	LA	M	N	P	S	T	HE	HF
71M	2-6	200	7	311	100	120	9	130	110	160	10	3.5	—	—
80M	2-8	225	10	344	116	145	9	165	130	200	12	3.5	200	170
90S	2-8	240	10	377	128	150	10	165	130	200	12	3.5	200	185
90L	2-8	240	10	402	128	150	10	165	130	200	12	3.5	200	185
100L	2-8	275	12	455	138	175	11	215	180	250	15	4	270	245
112M	2-8	290	12	482	144	185	11	215	180	250	15	4	278	265
132S	2-8	335	12	560	169	205	12	265	230	300	15	4	320	300
132M	4-8	335	12	600	169	205	12	265	230	300	15	4	320	300
160M	2-8	415	15	710	250	255	15	300	250	350	19	5	400	380
160L	2-8	415	15	755	250	255	15	300	250	350	19	5	400	380
180M	2-4	450	16	800	270	270	18	300	250	350	19	5	420	420
180L	4-8	450	15	840	270	270	18	300	250	350	19	5	420	420
200L	2-8	510	19	910	285	305	20	350	300	400	19	5	470	470
225S	4-8	560	19	960	340	335	20	400	350	450	19	5	520	520
225M	2	560	19	955	310	335	20	400	350	450	19	5	520	520
225M	4-8	560	19	980	340	335	20	400	350	450	19	5	520	520

Note 1: Frame 71 and 90 without eyebolt. Hf dimensions refer to the distance from the frame foot-plane to the top of the outer enclosure.  
Note 2: Terminal boxes of the frame 71 are mounted on top the motor.



B14

Type MQAEJ QAEJ	Poles	A	AA	AB	AC	B	BB	C	D	E	F	GA	GD	H	HA	HD	K	L	LD	AD	LA	T	HE	HF
71M	2-6	112	30	145	145	90	120	45	14	30	5	16	5	71	10	200	7	311	100	120	9	3.5	---	---
80M	2-8	125	35	165	165	100	135	50	19	40	6	21.5	6	80	12	225	10	344	116	145	9	3.5	200	170
90S	2-8	140	35	175	180	100	140	56	24	50	8	27	7	90	12	240	10	377	128	150	10	3.5	200	185
90L	2-8	140	35	175	180	125	165	56	24	50	8	27	7	90	12	240	10	402	128	150	10	3.5	200	185
100L	2-8	160	40	200	205	140	180	63	28	60	8	31	7	100	14	275	12	455	138	175	11	4	270	245
112M	2-8	190	50	235	225	140	190	70	28	60	8	31	7	112	15	290	12	482	144	185	11	4	278	265

Type MQAEJ QAEJ	Poles	Size	P	M	N	S
71M	2-6	C105	105	85	70	M6
71M	2-6	C140	140	115	95	M8
80M	2-8	C120	120	100	80	M6
80M	2-8	C160	160	130	110	M8
90S	2-8	C140	140	115	95	M8
90S	2-8	C160	160	130	110	M8
90L	2-8	C140	140	115	95	M8
90L	2-8	C160	160	130	110	M8
100L	2-8	C160	160	130	110	M8
100L	2-8	C200	200	165	130	M10
112M	2-8	C160	160	130	110	M8
112M	2-8	C200	200	165	130	M10

安装结构型式

- ◆ B3机座带底脚,端盖无凸缘。
- ◆ B5机座不带底脚,端盖有凸缘。
- ◆ B35机座带底脚,端盖有凸缘

Mounting Designation (IM)

- ◆ B3 Foot-mounted motor
- ◆ B5 Flange-mounted motor
- ◆ B35 Foot-mounted and flange-mounted motor

基本结构形式 Fundamental arrangement	B3				B5	B35
	B3	B6	B7	B8		
安装结构形式 Mounting arrangement						
示意图 Diagram						

铭牌 Rating plate

V		Hz	kW	r/min	A	cosφ
380Δ		50	11	725	24,12	0,79

3-motor. QAEJ180L8A  
No  
S1  
IP55  
Ins. cl. F  
2005年3月  
brake IP54  
D.C.ex 205 V  
braking 260 Nm  
QAEJ 184501-ABA  
标准编号 Q/JBQS 34  
204 kg  
上海ABB

V		Hz	r/min	kW	cosφ	A
380-420Δ		50	2920	5.5	0.89	10.70
660-690Y		50	2920	5.5	0.89	6.18

ABB Motors  
3-Mot. MQAEJ 132S2A  
MQAEJ131101-ADA  
No  
S1  
IP55  
cl.F  
70 kg  
brake IP23  
D.C.ex 205 V  
braking 80 Nm  
A.C. 220 V  
标准编号 Q/JBQS 34  
2005年3月  
上海ABB

Technical data:  
IP55 IC411

F级绝缘 Insulation class F  
B级考核 Temperature rise class B

400V 50Hz												
功率 Output kW	型号规格 Type designation	产品代码 Product code	转速 Speed n r/min	效率 Efficiency		功率因数 Power factor cos φ	电流 Current			转矩 Torque		
				Full load	3/4 load		额定电流 IN A	堵转电流 Is/IN	额定转矩 TN Nm	堵转转矩 Ts/TN	最大转矩 TMAX/TN	
3000r/min = 2poles Basic design												
0.37	MQAEJ 71M2A	MQAEJ 071301-	2780	70.0	68.02	0.815	0.94	6.1	1.27	2.2	2.2	
0.55	(QAEJ) 71M2B	(QAEJ) 071302-	2785	73.0	72.38	0.82	1.33	6.1	1.89	2.2	2.2	
0.75	80M2A	081301-	2840	75.0	75.48	0.85	1.70	6.1	2.52	2.2	2.2	
1.1	80M2B	081302-	2825	78.0	77.86	0.845	2.40	7.0	3.68	2.2	2.2	
1.5	90S2A	091101-	2850	79.0	78.96	0.87	3.15	7.0	5.03	2.2	2.2	
2.2	90L2A	091501-	2850	81.5	81.82	0.86	4.53	7.0	7.37	2.2	2.2	
3	100L2A	101501-	2860	83.0	83.16	0.88	5.93	7.0	10.02	2.2	2.2	
4	112M2A	111301-	2900	85.0	84.56	0.90	7.55	7.0	13.17	2.2	2.2	
5.5	132S2A	131101-	2920	87.5	87.87	0.89	10.19	7.0	17.99	2.2	2.2	
7.5	132S2B	131102-	2920	88.5	90.12	0.90	13.59	7.0	24.53	2.2	2.2	
11	160M2A	161301-	2930	90.0	90.52	0.89	19.82	6.5	35.85	2.5	3.0	
15	160M2B	161302-	2920	90.0	90.10	0.89	27.03	6.5	49.06	2.5	3.2	
18.5	160L2A	161501-	2930	90.5	90.86	0.90	32.78	6.5	60.30	2.5	3.2	
22	180M2A	181301-	2940	90.8	91.02	0.90	38.86	6.5	71.46	2.3	2.8	
30	200L2A	201501-	2960	91.4	91.10	0.90	53.76	6.5	96.95	2.2	2.7	
37	200L2B	201502-	2960	92.2	91.83	0.90	64.36	6.5	119.6	2.3	2.7	
45	225M2A	221301-	2970	92.6	92.16	0.89	78.81	7.0	144.7	2.5	2.8	

400V 50Hz												
功率 Output kW	型号规格 Type designation	产品代码 Product code	转速 Speed n r/min	效率 Efficiency		功率因数 Power factor cos φ	电流 Current			转矩 Torque		
				Full load	3/4 load		额定电流 IN A	堵转电流 Is/IN	额定转矩 TN Nm	堵转转矩 Ts/TN	最大转矩 TMAX/TN	
1500r/min = 4poles Basic design												
0.25	MQAEJ 71M4A	MQAEJ 072301-	1395	65.5	63.28	0.72	0.77	5.2	1.71	2.1	2.0	
0.37	(QAEJ) 71M4B	(QAEJ) 072302-	1395	68.5	69.38	0.75	1.04	5.2	2.53	2.1	2.0	
0.55	80M4A	082301-	1410	73.5	71.39	0.72	1.50	5.2	3.73	2.4	2.0	
0.75	80M4B	082302-	1415	74.5	75.15	0.755	1.93	6.0	5.06	2.4	2.2	
1.1	90S4A	092101-	1400	77.5	77.82	0.775	2.64	6.0	7.50	2.3	2.2	
1.5	90L4A	092501-	1390	78.5	79.16	0.79	3.49	6.0	10.31	2.3	2.2	
2.2	100L4A	102501-	1430	81.5	82.32	0.805	4.84	6.0	14.69	2.3	2.2	
3	100L4B	102502-	1420	82.8	82.51	0.83	6.30	6.5	20.18	2.3	2.2	
4	112M4A	112301-	1430	85.0	84.63	0.82	8.28	6.5	26.71	2.3	2.2	
5.5	132S4A	132101-	1430	86.0	87.07	0.85	10.86	6.5	36.73	2.4	2.2	
7.5	132M4A	132301-	1440	88.5	88.26	0.85	14.39	6.5	49.74	2.3	2.2	
11	160M4A	162301-	1460	89.5	90.01	0.85	20.87	6.5	71.95	2.4	2.8	
15	160L4A	162501-	1460	90.0	90.38	0.86	27.97	6.5	98.12	2.3	2.4	
18.5	180M4A	182301-	1470	91.0	90.88	0.86	34.12	6.5	120.2	2.4	3.0	
22	180L4A	182501-	1470	91.5	89.98	0.88	39.44	6.5	142.9	2.2	3.1	
30	200L4A	202501-	1470	92.2	91.83	0.88	53.37	6.5	194.9	2.2	2.8	
37	225S4A	222101-	1480	92.6	91.16	0.85	67.85	7.0	238.8	2.2	2.8	
45	225M4A	222301-	1480	92.8	91.66	0.87	80.45	7.0	290.4	2.2	2.8	

注: 机座号为H180-H225电动机无MQAEJ型号, 即B类制动器不适用于H180-H225机座电动机。  
Note: H180 to H225 motor is without MQAEJ.

IP55 IC411

F级绝缘 Insulation class F  
B级考核 Temperature rise class B

380V 50Hz													415V 50Hz		
功率 Output kW	型号规格 Type designation	转速 Speed n r/min	效率 Efficiency η %	功率因数 Power factor cos φ	电流 Current A	转速 Speed n r/min	效率 Efficiency η %	功率因数 Power factor cos φ	电流 Current A	转动惯量 Moment of inertia J=GD <sup>2</sup> /4 kgm <sup>2</sup>	重量 Weight kg	噪声 Sound pressure level Lp dB(A)			
													3000r/min = 2poles Basic design		
0.37	MQAEJ 71M2A	2765	70.0	0.83	0.97	2795	70.0	0.79	0.93	0.00030	12	61			
0.55	(QAEJ) 71M2B	2780	73.0	0.835	1.37	2800	73.0	0.79	1.33	0.00037	13	61			
0.75	80M2A	2825	75.5	0.86	1.75	2855	75.0	0.85	1.64	0.00091	19	62			
1.1	80M2B	2840	77.5	0.855	2.52	2870	78.0	0.83	2.37	0.00107	20	63			
1.5	90S2A	2835	79.0	0.895	3.23	2865	79.0	0.86	3.08	0.00135	25	66			
2.2	90L2A	2835	81.5	0.89	4.61	2865	81.0	0.83	4.56	0.00163	28	66			
3	100L2A	2845	83.0	0.895	6.14	2875	83.5	0.855	5.85	0.00402	39	70			
4	112M2A	2885	85.0	0.915	7.82	2915	85.0	0.87	7.53	0.00671	50	72			
5.5	132S2A	2905	87.5	0.90	10.70	2935	88.0	0.875	9.94	0.01241	70	75			
7.5	132S2B	2905	87.5	0.90	14.50	2935	89.0	0.90	13.10	0.01491	75	75			
11	160M2A	2920	90.0	0.91	20.41	2930	90.0	0.87	19.54	0.0436	130	77			
15	160M2B	2915	90.0	0.91	27.82	2930	90.0	0.88	26.35	0.0551	140	77			
18.5	160L2A	2920	90.5	0.91	34.13	2935	90.5	0.89	31.95	0.06549	160	77			
22	180M2A	2940	90.8	0.91	40.45	2955	90.8	0.88	38.30	0.08805	198	80			
30	200L2A	2950	91.2	0.91	54.90	2960	91.3	0.89	51.38	0.14821	280	86			
37	200L2B	2950	91.7	0.91	67.36	2960	92.3	0.89	62.65	0.16822	299	86			
45	225M2A	2965	92.2	0.90	82.39	2975	92.6	0.87	77.71	0.29345	374	86			

380V 50Hz													415V 50Hz		
功率 Output kW	型号规格 Type designation	转速 Speed n r/min	效率 Efficiency η %	功率因数 Power factor cos φ	电流 Current A	转速 Speed n r/min	效率 Efficiency η %	功率因数 Power factor cos φ	电流 Current A	转动惯量 Moment of inertia J=GD <sup>2</sup> /4 kgm <sup>2</sup>	重量 Weight kg	噪声 Sound pressure level Lp dB(A)			
													1500r/min = 4poles Basic design		
0.25	MQAEJ 71M4A	1385	66.0	0.74	0.78	1405	64.0	0.69	0.79	0.00053	13	48			
0.37	(QAEJ) 71M4B	1385	69.0	0.78	1.05	1405	68.0	0.71	1.07	0.00066	13	50			
0.55	80M4A	1400	73.5	0.75	1.52	1420	72.5	0.68	1.55	0.00145	19	51			
0.75	80M4B	1405	74.5	0.78	1.97	1425	74.0	0.72	1.96	0.00174	20	51			
1.1	90S4A	1390	77.0	0.80	2.72	1410	77.5	0.745	2.65	0.00254	25	57			
1.5	90L4A	1380	78.5	0.80	3.64	1400	78.5	0.765	3.48	0.00317	29	57			
2.2	100L4A	1420	81.5	0.824	4.98	1440	81.4	0.775	4.85	0.00679	39	58			
3	100L4B	1410	82.5	0.85	6.50	1430	82.7	0.818	6.17	0.00862	42	58			
4	112M4A	1420	84.5	0.84	8.57	1440	85.0	0.795	8.24	0.01306	53	61			
5.5	132S4A	1420	85.0	0.87	11.30	1440	86.5	0.83	10.70	0.02673	72	64			
7.5	132M4A	1430	88.0	0.85	15.20	1450	88.0	0.84	14.10	0.03432	85	64			
11	160M4A	1455	89.5	0.87	21.46	1465	89.5	0.83	20.60	0.06543	134	71			
15	160L4A	1450	90.0	0.88	28.78	1460	90.0	0.85	27.28	0.09349	155	71			
18.5	180M4A	1465	91.0	0.88	35.10	1470	91.0	0.82	34.49	0.16049	198	71			
22	180L4A	1465	91.5	0.90	40.59	1475	91.5	0.88	38.01	0.18046	214	71			
30	200L4A	1465	92.3	0.89	55.47	1470	92.2	0.88	51.44	0.2819	29	76			
37	225S4A	1475	92.6	0.85	71.42	1480	92.6	0.85	65.39	0.3700	354	78			
45	225M2A	1475	92.8	0.87	84.64	1480	92.8	0.85	79.37	0.4200	381	78			

注: 机座号为H180-H225电动机无MQAEJ型号, 即B类制动器不适用于H180-H225机座电动机。  
Note: H180 to H225 motor is without MQAEJ.

Technical data:  
IP55 IC411

F级绝缘 Insulation class F  
B级考核 Temperature rise class B

400V 50Hz												
功率 Output kW	型号规格 Type designation	产品代码 Product code	转速 Speed n r/min	效率 Efficiency		功率因数 Power factor cos φ	电流 Current		转矩 Torque			
				Full load 100% η	3/4 load 75% η		额定电流 IN A	堵转电流 Is/IN	额定转矩 TN Nm	堵转转矩 Ts/TN	最大转矩 TMAX/TN	
1000r/min = 6poles Basic design												
0.18	MQAEJ 71M6A	MQAEJ 073301-	910	55.0	50.06	0.65	0.73	4.0	1.89	1.8	1.8	
0.25	(QAEJ) 71M6B	(QAEJ) 073302-	890	60.0	58.32	0.65	0.93	4.0	2.68	1.8	1.8	
0.37	80M6A	083301-	930	63.0	63.22	0.66	1.29	5.0	3.80	1.9	1.8	
0.55	80M6B	083302-	925	65.0	65.08	0.68	1.80	5.0	5.68	1.9	1.8	
0.75	90S6A	093101-	920	71.0	70.22	0.72	2.12	5.0	7.79	2.0	2.2	
1.1	90L6A	093501-	920	73.0	73.06	0.74	2.94	5.0	11.42	2.0	2.2	
1.5	100L6A	103501-	930	76.0	75.28	0.765	3.72	5.5	15.24	2.0	2.2	
2.2	112M6A	113301-	940	80.0	81.16	0.76	5.23	5.5	22.35	2.0	2.2	
3	132S6A	133101-	960	82.5	83.55	0.78	6.73	6.5	29.84	2.0	2.2	
4	132S6B	133301-	960	84.0	84.18	0.77	8.93	6.5	39.79	2.0	2.2	
5.5	160M6A	133302-	950	86.0	85.63	0.79	11.68	6.5	54.71	2.0	2.2	
7.5	160M6B	163301-	970	88.0	88.28	0.78	15.77	6.0	73.84	2.0	2.3	
11	160L6A	163501-	970	88.5	88.56	0.78	23.00	6.0	108.3	2.2	2.3	
15	180M6A	183501-	980	89.0	89.12	0.82	29.67	6.0	146.2	2.3	2.8	
18.5	200L6A	203501-	980	90.3	90.22	0.82	36.06	6.0	180.3	2.2	2.8	
22	200L6B	203502-	980	90.4	90.32	0.83	42.32	6.0	214.4	2.1	2.8	
30	225M6A	223301-	980	90.8	89.20	0.78	64.14	6.6	292.3	2.2	2.8	

400V 50Hz												
功率 Output kW	型号规格 Type designation	产品代码 Product code	转速 Speed n r/min	效率 Efficiency		功率因数 Power factor cos φ	电流 Current		转矩 Torque			
				Full load 100% η	3/4 load 75% η		额定电流 IN A	堵转电流 Is/IN	额定转矩 TN Nm	堵转转矩 Ts/TN	最大转矩 TMAX/TN	
750r/min = 8poles Basic design												
0.18	MQAEJ 80M8A	MQAEJ 084301-	700	51.0	50.12	0.60	0.85	3.3	2.46	1.8	1.9	
0.25	(QAEJ) 80M8B	(QAEJ) 084302-	700	54.5	53.28	0.60	1.11	3.6	3.41	1.8	1.9	
0.37	90S8A	094101-	690	62.5	62.07	0.605	1.41	4.4	5.05	1.8	1.9	
0.55	90L8A	094501-	700	63.5	63.34	0.605	2.07	4.7	7.50	1.8	2.0	
0.75	100L8A	104501-	700	70.0	70.08	0.64	2.42	5.0	10.23	1.8	2.0	
1.1	100L8B	104502-	700	71.5	70.28	0.645	3.44	5.0	15.01	1.8	2.0	
1.5	112M8A	114301-	700	75.0	75.39	0.675	4.28	5.0	20.46	1.8	2.0	
2.2	132S8A	134101-	710	81.0	81.78	0.70	5.60	5.5	29.59	1.8	2.0	
3	132M8A	134301-	710	81.0	81.38	0.75	7.13	5.5	40.35	1.8	2.0	
4	160M8A	164301-	720	84.0	83.98	0.73	9.42	5.5	53.06	2.1	2.5	
5.5	160M8B	164302-	720	85.5	85.62	0.74	12.55	5.5	72.95	2.1	2.5	
7.5	160L8A	164501-	720	86.5	85.82	0.74	16.91	5.5	99.50	2.1	2.5	
11	180L8A	184501-	730	87.7	86.96	0.77	23.51	5.4	143.9	2.0	2.8	
15	200L8A	204501-	730	89.0	89.38	0.76	32.01	5.5	196.2	2.1	2.8	
18.5	225S8A	224101-	740	90.0	89.12	0.75	39.56	5.5	238.8	2.1	2.8	
22	225M8A	224301-	740	90.5	89.60	0.75	46.78	6.0	283.9	2.2	2.8	

IP55 IC411

F级绝缘 Insulation class F  
B级考核 Temperature rise class B

380V 50Hz													415V 50Hz		
功率 Output kW	型号规格 Type designation	转速 Speed n r/min	效率 Efficiency η %	功率因数 Power factor cos φ	电流 Current A	转速 Speed n r/min	效率 Efficiency η %	功率因数 Power factor cos φ	电流 Current A	转动惯量 Moment of inertia J=GD <sup>2</sup> /4 kgm <sup>2</sup>	重量 Weight kg	噪声 Sound pressure level Lp dB(A)			
													1000r/min = 6poles Basic design		
0.18	MQAEJ 71M6A	905	55.5	0.685	0.72	915	52.5	0.62	0.77	0.00056	12	47			
0.25	(QAEJ) 71M6B	885	60.0	0.65	0.98	895	59.0	0.62	0.95	0.00074	13	47			
0.37	80M6A	925	63.5	0.695	1.29	935	62.0	0.625	1.33	0.00159	20	50			
0.55	80M6B	920	65.0	0.71	1.82	930	65.5	0.655	1.79	0.00196	21	50			
0.75	90S6A	915	71.0	0.755	2.13	925	70.5	0.69	2.15	0.00292	25	53			
1.1	90L6A	915	73.0	0.77	2.98	925	73.0	0.705	2.98	0.00379	29	53			
1.5	100L6A	935	76.0	0.79	3.8	945	75.5	0.755	3.73	0.00999	38	56			
2.2	112M6A	935	79.0	0.77	5.5	945	80.0	0.745	5.14	0.01559	51	59			
3	132S6A	955	82.0	0.81	6.87	965	82.5	0.76	6.66	0.03116	67	61			
4	132M6A	955	84.0	0.77	9.39	955	84.0	0.75	8.84	0.04074	77	61			
5.5	132M6B	945	85.5	0.795	12.3	955	86.0	0.78	11.4	0.05332	87	61			
7.5	160M6A	970	88.0	0.79	16.39	975	88.0	0.75	15.81	0.09231	137	66			
11	160L6A	965	88.5	0.80	23.61	975	88.5	0.75	23.06	0.12970	158	67			
15	180L6A	980	89.0	0.84	30.48	985	89.0	0.79	29.68	0.24180	208	68			
18.5	200L6A	975	90.6	0.84	36.94	980	90.1	0.79	36.16	0.34174	276	69			
22	200L6B	975	90.9	0.84	43.79	980	90.1	0.81	41.93	0.46837	299	69			
30	225M6A	980	90.5	0.78	64.57	980	90.9	0.76	60.41	0.62691	354	71			

380V 50Hz													415V 50Hz		
功率 Output kW	型号规格 Type designation	转速 Speed n r/min	效率 Efficiency η %	功率因数 Power factor cos φ	电流 Current A	转速 Speed n r/min	效率 Efficiency η %	功率因数 Power factor cos φ	电流 Current A	转动惯量 Moment of inertia J=GD <sup>2</sup> /4 kgm <sup>2</sup>	重量 Weight kg	噪声 Sound pressure level Lp dB(A)			
													750r/min = 8poles Basic design		
0.18	MQAEJ 80M8A	695	51.0	0.61	0.88	705	51.5	0.595	0.82	0.00111	19	47			
0.25	(QAEJ) 80M8B	695	54.0	0.61	1.16	705	54.5	0.595	1.08	0.00326	20	47			
0.37	90S8A	695	62.0	0.61	1.49	705	62.5	0.60	1.38	0.00541	25	51			
0.55	90L8A	695	63.0	0.61	2.18	705	63.5	0.60	2.01	0.00756	28	51			
0.75	100L8A	695	70.0	0.67	2.43	705	69.0	0.635	2.39	0.00971	37	58			
1.1	100L8B	695	71.5	0.68	3.45	705	70.5	0.625	3.47	0.01186	40	58			
1.5	112M8A	695	75.0	0.68	4.47	705	75.0	0.67	4.16	0.01559	50	60			
2.2	132S8A	705	80.5	0.745	5.60	715	80.5	0.685	5.55	0.03625	68	60			
3	132M8A	705	81.0	0.78	7.22	715	81.0	0.725	7.11	0.04141	77	61			
4	160M8A	715	84.0	0.76	9.52	720	84.0	0.70	9.46	0.0676	123	63			
5.5	160M8B	715	85.5	0.76	12.86	720	85.5	0.70	12.78	0.09524	143	63			
7.5	160L8A	715	86.5	0.77	17.11	722	86.5	0.70	17.23	0.12122	160	63			
11	180L8A	725	87.7	0.79	24.12	730	87.7	0.74	23.58	0.23645	204	67			
15	200L8A	725	88.9	0.78	32.86	730	88.8	0.74	31.75	0.37103	280	68			
18.5	225S8A	740	89.9	0.75	41.69	745	90.3	0.71	40.14	0.53287	336	70			
22	225M8A	740	90.4	0.76	48.65	745	90.3	0.71	47.74	0.65825	348	70			